

7030/7030H Odyssey® 1000

The Genuine. The Original.



Odyssey® 1000 with belt or chain drive

Garage door opener

7030/7030H

Odyssey® 1000 with belt or chain drive

Garage door opener

7030 | 7030H

A quiet yet powerful performance with superior convenience

- Powerful yet quiet 3/4 HPc* DC motor operates most residential doors at a speed of up to 7.5[§] inches per second
- DoorDetect™ Monitoring and Diagnostic Technology constantly monitors the door's performance
- Features CodeDodger® 2, a superior encryption system that identifies a code from billions of possible combinations
- Easy to install opener is lightweight, requires only four standardized bolts for assembly of rail to powerhead and has simplified menu-based programming



Standard features

DC Power

Quiet yet powerful 3/4 HPc* DC motor operates with minimal noise.



Quiet Operation

Belt drive provides smooth and quiet operation, perfect for room adjacent garages that demand minimal noise.



DoorDetect™ Monitoring and Diagnostic Technology

Delivers the power needed at every movement of the garage door and continuously monitors the operation of the door, stopping operation when significant changes occur. These features minimize noise, wear and tear on the door and improve overall safety.



Two-Bulb Lighting System

Two 100 Watt bulb lighting system provides added convenience and safety.



CodeDodger® 2 Access Security System

The system features advanced technology that prevents piracy of the radio signal that opens your door by selecting a new code from billions of combinations.



Auto Seek Frequency Range

System will automatically seek either the 315 or the 390 frequency produced by a remote, helping to ensure opener will respond regardless of nearby frequency interference.



Safe-T-Beam® System

When objects pass through the infrared beam, the door automatically stops closing, and then reverses. The system's self-diagnostic functions alert homeowners of misalignment or damage.










Automobile Convenience Features

Compatible with HomeLink® and Car2U® systems.



* 3/4 Horsepower Comparable (HPc) designates that this garage door opener meets Overhead Door's lifting force specification for 3/4 horsepower garage door openers.
§ +/- 0.5 inches per second. Speed will slow with one-piece doors.

Accessories and warranties included

7030/7030H							
3/4 HPc*							
	Wall Console	3-Button Remote	Motor & Gearbox**	Belt**	Chain**	Parts**	Accessory**

*3/4 Horsepower Comparable (HPc) designates that this garage door opener meets Overhead Door's lifting force specification for 3/4 horsepower garage door openers.

**Limited, non-transferable warranty. See owner's manual for details.

Convenience options

This Overhead Door® garage door opener is compatible with the following optional accessories. These accessories work with any openers that feature our CodeDodger® 2 Access Security System.

Wall Console

- Large push buttons for easy operation
- Convenient light control
- Sure-Lock™ disables remote's access to garage for security
- Easy wall-mount installation



3-Button Remotes

- Auto seek technology responds to 315 or 390 MHz despite frequency interference
- Feature CodeDodger® 2 Access Security System (compatible with CodeDodger® 1)
- Operate up to three openers
- Provide low battery warning and easy battery replacement



Wireless Keypad

Lighted keypad features a flip up cover and lets you control up to three garage door openers. Flip up cover is available in four colors, ensuring you can find the one that best complements your home.

White Gray Tan Almond



Product Design

Motor Type: DC, 140 volts
Drive: Features Belt or optional Chain
Lighting System: Two 100 Watt bulbs
Color: Warm Taupe (Pantone Q758-3-2)
Assembled in USA

Motor & Electrical

Gearbox: Integrated with Motor

Power: $\frac{3}{4}$ HP_c*

* 3/4 Horsepower Comparable (HP_c) designates that this garage door opener meets Overhead Door's lifting force specification for 3/4 horsepower garage door openers.

Application: Any residential garage door as follows: sectional doors up to 14 ft high; one-piece doors up to 8 ft high

Adjustable Lift Force Level: 9 electronic settings – factory set to typical steel residential garage door – single or double wide

Lubrication: No lubrication on belt (normal chain lubrication)

Voltage: 120 volts, 60 Hz, 5 amps

Length of power cord: 7030 – 44 in, 7030H – 68 in

Type of power cord: 3 prong

Drive & Rails

Rail Type: C-Channel

Standard Rail: 9 ft 8 in rail for 7 foot doors

Rails Available: Assembled and pre-tensioned rails for doors up to 7 ft, 8 ft and 10 ft high. Two-piece rails with center hanger support for doors up to 12 ft and 14 ft high. Belt drive system or chain drive system in C-Channel rail

Drive Type: Steel-reinforced belt or full length chain

Lighting System

Recommended Bulbs: Two 100 Watt (maximum) incandescent bulbs

Light Activated: Via wall console or with opener activation

Light On: 4 minutes

Product Certifications

UL and CUL approved

Dimensions and Weight

Powerhead: L - 16.1" x W - 9.7" x H - 7.4" , 7.9 lbs

Assembled Powerhead and 7' Rail: total length - 10.6 ft, Belt: 20.1 lbs, Chain: 22.8 lbs

Powerhead - Boxed: 19"x10.5"x11", 11 lbs

7 ft door Belt Rail: Wrapped: 116.5" x 1.75" x 3.25"

Belt: 13 lbs, Chain: 15 lbs

8 ft door Belt Rail: Wrapped: 128.5" x 1.75" x 3.25"

Belt: 14 lbs, Chain: 17 lbs

10 ft door Belt Rail: Wrapped: 152.5" x 1.75" x 3.25"

Belt: 17 lbs, Chain: 20 lbs

12 ft door Belt Rail: Wrapped (two-piece rail): 88.5"

x 3.125" x 3.75" Belt: 20 lbs, Chain: 23 lbs

14 ft door Belt Rail: Wrapped (two-piece rail): 100.5"

x 3.125" x 3.75" Belt: 23 lbs, Chain: 26 lbs

Powerhead Pallet Size: 32

Rail Pallet Size: 32

Standard Accessories

One 3-button remote, model O3T

Wall console, model OCWC

Remote Specification

System Design: CodeDodger®2, compatible with CodeDodger®1

Remote Size: 2.75" x 1.62" x .73" without clip

Frequency: Auto seek frequency (315 and 390 MHz)

Range: 500 ft open fields. Per UL recommendations, remote

should be used within line of sight of garage door

Minimum Operating Temperature: -40° F, -40° C

Maximum Operating Temperature: 158° F, 70° C

Battery Used: CR2032

Standard Warranties

Limited Lifetime Motor Warranty: see manual for details

15 year Belt / 5 year Chain: see manual for details

5 year Parts Warranty: see manual for details

1 year Accessories Warranty: see manual for details

Intelligence & Safety

DoorDetect™ Monitoring & Diagnostic Technology

Force profiling technology delivers the power needed at every movement of the door

Powerhead intelligence captures performance data

Safety monitoring system will stop movement of the door when door service may be required

Additional Intelligence & Safety

Safe-T-Beam® System

CodeDodger® 2 Access Security System

Sure-Lock™ System

Powerhead Box Contents

Odyssey® 1000 Powerhead model 7030 / 7030H

Operation Manual

One 3-button remote

One wall console

Safe-T-Beam® System and wiring

Assembly hardware

Rail Packaging (rails for 7 ft, 8 ft, 10 ft doors)

Outer: Stretch wrapped for weather protection

Color Code: Red - Belt, Black - Chain

Installation

Headroom Clearance Required: 1.5 inches

Limit Setting: Electronic push button

Force Setting: Automatic

Operation**

Door Opening Speed – factory set: 7.5 in/second @ 30 - 60 lbs

Door Opening Speed – maximum: 7.5 in/second @ 30 - 60 lbs

Door Closing Speed – factory set: 7.5 in/second

Door Closing Speed – maximum: 7.5 in/second

The Genuine. The Original.



Overhead Door Company of The Meadowlands & NYC

20 Meta Lane, Lodi NJ 07644 • info@dockndoor.com

973-471-4060 • www.Overhead-Doors.com



©2012 Overhead Door Corporation. DoorDetect and Sure-Lock are trademarks of, and Odyssey, CodeDodger, Safe-T-Beam, Overhead Door and Ribbon logo are registered trademarks of, Overhead Door Corporation. Consistent with our policy of continuing product improvement, we reserve the right to change product specifications without notice or obligation. HomeLink is a registered trademark of Johnson Controls. Car2U is a registered trademark of Lear Corporation. R900-842 5M 5/12 JAR

** +/- 0.5 inches per second. Speed will slow with one-piece doors.