

The Genuine. The Original.



Knock & Lock®

The flexible, efficient dock door solution

Self-resetting breakaway bottom sections
eliminate downtime and door repairs

Knock & Lock[®]

The flexible, efficient dock door solution

Self-resetting breakaway bottom sections eliminate downtime and door repairs

The Genuine. The Original.



Knock & Lock[®] is the industry's only breakaway door system that is self-resetting and continues operating after impact. Knock & Lock[®] eliminates the costs of downtime, door repairs and door replacements, making it an ideal choice for any dock environment.

Higher Productivity.
Increased Durability.
Affordability.

Knock & Lock[®] is the industry's only self-resetting, impact-resistant dock door. Knock & Lock[®] also offers a rugged, puncture-resistant interior skin and steel exterior for years of reliable service. Knock & Lock[®] is designed to provide increased productivity, energy-efficiency and security, and it costs significantly less than a complete breakaway door, making it the perfect solution for facility managers, building owners and architects.



Knock & Lock® Advantages

The Knock & Lock self-resetting impact resistant breakaway door system is designed to increase productivity by eliminating costly downtime, door repairs and replacements to keep your facility operating smoothly and efficiently. Knock & Lock is ideal for both new construction and retrofit applications.

- The automatic reset keeps your doors operating after impact to eliminate downtime and associated costs
- Breaks away with little force for system longevity
- Single/dual panel breakout (breaks in and out) for additional impact-resistance and door system durability
- Puncture-resistant interior skin and steel exterior for durability and longevity
- Polystyrene insulation in every section with an R-value of 8.56 for energy-efficiency (U-value .12)
- Dual slide locks standard on each section for extra security
- Wind load up to +43/-50 psf (depending on section width) is standard to satisfy application requirements in a variety of environmental conditions (Stated wind load is for Knock & Lock sections, not entire door. Remaining door sections may require additional reinforcement depending on size if wind load is required for the application.)
- Can be field-painted with latex paint to complement the look of your facility
- 2" rollers for smooth operation
- 3" roller option for additional durability in demanding, high traffic volume applications
- Available in 6'2", 8'2", 9'2", 10'2", 11'2", 12'2" and 16'2"* section widths and in 24" and 21" section heights to satisfy a wide variety of applications

* 16'2" only available in 21" height



Performance and Durability

Knock & Lock is designed to provide reliable performance for many years and is backed by an industry-leading warranty:


- 10-year retractile cord warranty
- 10-year puncture warranty

Knock & Lock[®]

The Genuine. The Original.

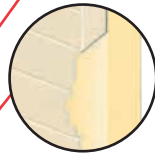


The flexible, efficient dock door solution



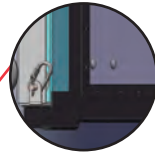
Puncture-resistant interior skin

For durability and longevity



Dual slide lock

Two locks are standard on each panel for additional security



Two inch thick polystyrene foam core

Absorbs and disperses impact energy for additional durability and higher productivity. Each section provides an R-value of 8.56 for energy efficiency




Full perimeter PVC weatherseal

Helps prevent thermal loss and provides a barrier against the entrance of insects, vermin and debris



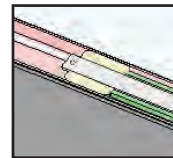
Sections break in and out

For durability, versatility and convenience



Self-resetting retractile cord

Eliminates downtime. No need for special tool



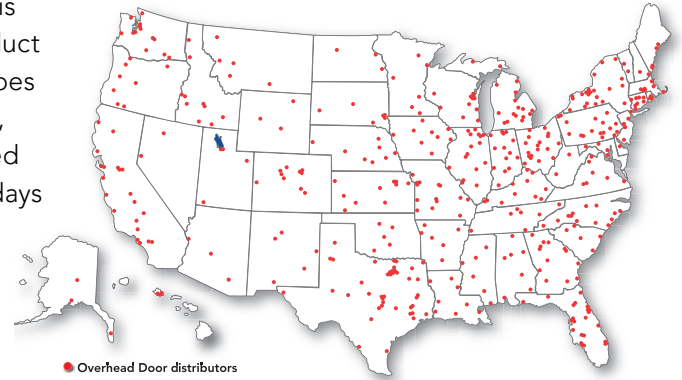
Pivot pins / No center hinge

Sections swing freely without transferring impact energy to intermediate panels, for extra durability and higher productivity

Service That Keeps You Rolling

For Overhead Door Corporation, maximizing your uptime is important. That's why every Overhead Door branded product is supported by NationServe™ – our exclusive “One Call Does It All” customer service program and your passport to fast, professional service. The NationServe™ call center is staffed by trained professionals and is available 24 hours a day, 7 days a week. A single call to (800) 935-4745 puts NationServe™ and our distribution network at your immediate disposal.

- Same-day service for emergency calls
- Service within 24 hours for non-emergency calls
- A follow-up call within 48 hours
- A detailed service report customized to your requirements



Your One-Stop Source for High-Traffic and Industrial Door Systems

Overhead Door Corporation offers a complete line of commercial and industrial door and operator systems through a number of divisions:

- Overhead Door Corporation (www.overhaddoor.com) for commercial and rolling steel doors, service doors, security grilles, and high-performance rolling doors.
- Horton Automatics (www.hortonddoors.com) for automatic slide doors for commercial, clean room and industrial applications; manual sliding doors for health care settings; automatic swing doors, folding doors and operators; revolving doors; pass-through windows; APM transit doors; and security doors.



Recommended Commercial Operators

Model RMX®

An advanced medium-duty operator. It is designed for quicker installation and hassle-free operation and operates doors up to 14' (4.27 m) in height and 620 pounds (282 kg). It is available as a trolley-type or side-mounted unit.



Model RHX®

A heavy duty commercial operator designed to operate doors up to 24' (7.3 m) in height and 3696 pounds (1676 kg). Available as either a trolley, sidemount or centermount.



Model RSX®

A standard duty commercial operator designed to operate doors up to 24' (7.3 m) in height and 1620 pounds (735 kg). It offers unique features like LimitLock™, SuperBelt™ and 16 digit menu setup.



Model RDX®

This model is designed for limited space applications and is available in both medium and standard duty motor options designed to operate doors up to 40' (12.2 m) in height and 900 pounds (409 kg). It offers unique features like a lightweight DC motor, automatic limit setting and sensitive obstruction detection.



The Service and Support You Need – When You Need Them

When you select an Overhead Door® product, you get more than advanced product design and manufacturing superiority – you get unmatched support and fast response through our nationwide network of Ribbon Distributors. For over four generations, Ribbon Distributors have provided the industry's single-source solution for commercial and industrial door and operator systems specifically designed for integrated applications. From design and application consulting to installation and ongoing maintenance, Overhead Door Ribbon Distributors give you the service and support you need – when you need them.



Industry-leading Warranty

Knock & Lock® doors are guaranteed through a 10-year retractile cord and puncture limited warranty. See complete warranty terms for details.

The Genuine. The Original.



Overhead Door Company of The Meadowlands & NYC
20 Meta Lane, Lodi NJ 07644

973-471-4060 • info@dockndoor.com
www.Overhead-Doors.com



Complies with UL 325 as
of manufactured date.
FCC Certified.

2011 Overhead Door Corporation. The Ribbon logo, RMX, RSX, RHX and RDX are registered trademarks of Overhead Door Corporation. Superbelt and LimitLock are trademarks of Overhead Door Corporation. Knock & Lock is a registered trademark of Kenneth E. Nachreiner. All other trademarks are the property of their rightful owners. Consistent with our policy of continuing product improvements, we reserve the right to change product specification without notice or obligations. C900-553 1.5M 4/11 JAR

SOLD AND DISTRIBUTED BY:

Overhead Door Company of The Meadowlands & NYC
20 Meta Lane, Lodi NJ 07644
www.Overhead-Doors.com
info@dockndoor.com
T. 973-471-4060 • F. 973-471-6707